

June 2017

Dear First Grade Students and Parents:

Welcome to First Grade! I am looking forward to being your First Grade teacher and anticipate a fun and learning-filled year together!

First Grade will be a very exciting year for all of us, with lots of Reading, Writing, Math, Science, Social Studies and Religion fun! I know that you have learned so much in Kindergarten! I want you to continue to learn and grow over the summer too! So, I have attached a "summer work" memo with a list of activities for you to engage in to practice your Reading, Writing and Math skills! This will help you to be very, very ready for First Grade!

I have also attached a Supplies List to let you know all you need for First Grade. I have also attached a skills list for your parents to see all that you "Can Do" after Kindergarten and all you "Will Do" in First Grade!

If you have any question or concerns always feel free to contact me via email- [mcolombo@stannschoolyonkers.org](mailto:mcolombo@stannschoolyonkers.org)

With warm wishes for a happy and safe summer!

*Mrs. Colombo*

Mrs. Colombo

## **FIRST GRADE SUPPLIES LIST**

**Please send in all supplies on the first day!**

**A backpack and lunch box or lunch bag, labeled with your child's name**

**24 sharpened pencils with erasers**

**2 erasers and 1 small pencil sharpener**

**1 pair of scissors (Fiskars Brand are great)**

**1 box crayons (24)**

**2 packs of Crayola markers -1 pack of thin and 1 pack of thick**

**1 medium sized bottle of Elmer's glue**

**6 glue sticks**

**1 nylon zippered pencil case (labeled with name)**

**1 plastic pencil box (labeled with name)**

**1 Gallon Size Zip Lock Bag**

**3 (sturdy) folders with HORIZONTAL pockets please  
(1 will be a Homework Folder, 1 will be a Tests Folder, 1 as an "extra")**

**3 marble composition books (50 pages or more)  
(1 for a Writing Journal, 1 for a Math Journal, 1 for Spelling Work)**

**1 package of construction paper**

**1 package of white copy paper**

**1 stretchable cloth book cover (jumbo one please- these will go on to our readers to protect them)**

**A roll of clear contact paper (keep this at home to use to cover workbooks as they are sent home during the first week of school- thanks!)**

**3 boxes of tissues**

**1 box of baby wipes**

**1 container of anti-bacterial wipes**

**1 container of Lysol or Chlorox Wipes ( Mrs.Colombo will use these to keep desks clean and germ-free)**

**\$20 (cash please)- this will cover the cost of a subscription to Scholastic News for your child and arts and crafts supplies during the year. Please place this in an envelope with your child's name. Thanks!!!**

**To Do:**

**Please take the markers out of the packages and place in the plastic pencil box.**

**Please place 4 pencils in the pencil case, with the pencil sharpener, 1 eraser and 1 glue stick. The other 20 pencils can be placed in the zip lock bag along with the scissors and Elmer's glue, 1 more eraser and 5 glue sticks. Please write your child's name on the bag.**

**The box of crayons should stay separate (please label with name)**

**PLEASE REMEMBER TO WRITE YOUR CHILD'S NAME ON THEIR ST. ANN'S SWEATSHIRTS. A SHARPIE MARKER WORKS GREAT ON THE INSIDE LABELS!**

It is very important for you to understand the standards in ELA from the prior grade level so that you will be able to develop an understanding and be prepared for next year.

**GRADE: K**

**GRADE: 1**

### *I Can...*

With help, ask and answer questions about key details in a text.

With help, retell familiar stories; include details.

With help, identify characters, settings, and major events in a story.

Ask and answer questions about unknown words in a text.

With help, name the author and illustrator of a story and what they do.

Participate in group reading activities.

With help identify the main idea and details of a text.

Identify the front and back covers and the title page of a book.

Know basic features of print such as following the words left to right, top to bottom, page by page; know that the sequence of letters represents words, and printed words are separated by spaces; name upper case and lower case letters.

Understand spoken words, syllables, and sounds by being able to recognize and produce rhyming words; count, pronounce, blend, and segment syllables in spoken words; blend and segment onsets and rimes; isolate and pronounce the initial, medial vowel and final sounds in three-phoneme; and add or substitute in simple, one-syllable

### *I Will...*

Ask and answer questions about key details in a text.

Retell stories with details and demonstrate understanding of main idea.

Describe characters, settings, and major events in a story using details.

Identify who is telling the story in a text.

Use the illustrations and details in a story to describe the characters, setting, and events.

Identify the main topic and retell key details of a text.

Know and use various text features (e.g., headings, table of contents, glossaries) to locate information.

Identify similarities in and differences between two texts on the same topic.

With help, read informational texts appropriate for first grade.

Know basic features of print such as distinguishing features of a sentence (e.g. first word capitalized and ending punctuation).

Understand spoken words, syllables, and sounds by being able to distinguish long and short vowels, produce single-syllable words by blending, isolating, and segmenting sounds in single-syllable.

words to make new words.

Decode K level words: know one-to-one letter-sound correspondence for consonants and long/short vowel sounds; read common high frequency words by sight; distinguish between similarly spelled words by identifying the sounds of the letters that differ.

Read emergent- reader texts.

Ask/answer questions about details after listening to an oral text or presentation. Ask for information if something is not understood.

Ask/answer questions for information, additional help, or clarification. Speak audibly and express thoughts, feelings, and ideas clearly.

Use standard conventions of English capitalization, punctuation, and spelling when writing (first word of sentence and "I" capitalized; name end punctuation, write most letters for sounds, spell simple words phonetically- for example: fav-rit rather than favorite.

Decode grade 1 level words: know spelling sound correspondence for consonant digraphs and regularly spelled one-syllable words; vowels and final e; number of syllables in a word/every syllable must have a vowel; decode two-syllable words; read inflected endings; read first grade irregularly spelled words.

Read with sufficient accuracy and fluency to support comprehension (e.g., grade level text fluently with comprehension and use context to confirm, or self-correct.

Write informative/explanatory texts by naming topics, facts about topic, and provide closure.

Participate in shared research and writing projects (e.g., explore "how-to" books and use to write sequential directions.

With help, use prior knowledge or provided information to answer a question.

Work with a partner or in groups discussing grade 1 topics/texts, following rules (e.g., listening to others, taking turns, etc.), continue the conversation over multiple exchanges, ask questions for clarity.

Ask/answer about details after listening to an oral text or presentation.

Ask/answer questions for information, additional help, or clarification.

Describe people, places, things, and events in details, and express ideas and feelings clearly.

Produce complete sentences appropriately.

It is very important for you to understand the standards in mathematics from the prior grade level so that you will be able to develop an understanding and be prepared for next year.

**GRADE:K**

*I Can...*

- K.OA.1 Solve word problems by adding or subtracting within 10.
- K.OA.3 Take apart numbers up to 10.
- K.OA.4 Find the number that makes 10.
- K.CC.1 Count by ones.
- K.CC.2 Count by a given number.
- K.OA.5 Fluently add and subtract within 5.
- K.OA.1 Show addition and subtraction with equations.
- K.CC.1 Count to 100.
- K.CC.3 Write numbers from 0-20.
- K.NBT.1 Show numbers 11 to 19 as ten and some more ones.
- K.CC.7 Compare numbers within 10.
- K.OA.2 Add within 10.
- K.OA.2 Subtract within 10.
- K.MD.1 Understand length.
- K.MD.1 Compare lengths.
- K.MD.3 Classify objects into categories.
- K.MD.3 Count how many in each category.
- K.MD.3 Compare sorted groups.

**GRADE:1**

*I Will...*

- 1.OA.1 Solve word problems by adding and subtracting within 10.
- 1.OA.3 Use properties to add and subtract.
- 1.OA.6 Fluently add and subtract within 10.
- 1.OA.6 Add and subtract within 20.
- 1.OA.8 Find the unknown number in an addition and subtraction equation.
- 1.NBT.1 Count, read and write to 120.
- 1.NBT.2 Understand place value of a 2-digit as tens and ones.
- 1.NBT.4 Add within 100.
- 1.NBT.5 Mentally find 10 more or 10 less than a number from 0-90.
- 1.MD.3 Tell and write time to the hour and the half-hour.
- 1.MD.4 Show data in charts and tables.
- 1.MD.4 Compare data in charts and tables.

## **SUMMER WORK FOR STUDENTS ENTERING FIRST GRADE**

1. Engage in reading at least 15 minutes on most days! You can change the reading experience by: reading to yourself, or you can read to a grownup or sibling or have a grownup or sibling read to you. **MOST IMPORTANT IS TO ENJOY READING LOTS OF BOOKS!** I have attached a list of books, but please feel free to choose your own. By the end of the summer, choose 2 books that were your favorites. Use the attached "Hurrah for books" sheet to report on your 2 favorite books. **PLEASE BRING THIS ON THE FIRST DAY OF SCHOOL!**

2. Practice your sight words. I have attached a list. Look for these words in the books that you are reading too! Also, practice how to spell them!

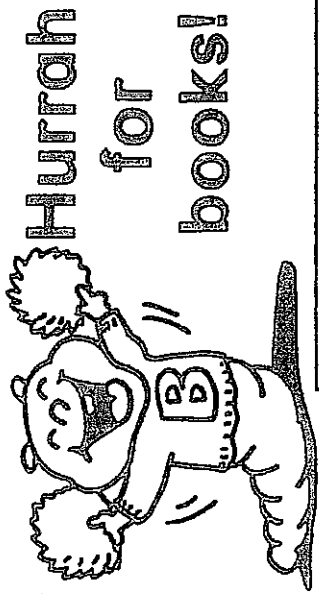
3. You can buy a composition book or spiral notebook to be your Summer Journal. Write, "Summer Journal." Decorate the cover! Please try to place 10 journal entries in your journal. Write the date at the top of the page, draw a picture and then write 1 or 2 sentences to describe your picture. Here are some ideas: Places you have visited, sports you are playing, TV shows you have been watching, foods you have been eating, feelings that you have been feeling or whatever else you would like! **PLEASE BRING THIS TO SCHOOL ON THE FIRST DAY.**

4. Have fun counting to 100 or more! Math is everywhere! Look for numbers when you are at the supermarket, mall, amusement parks, driving in the car, etc. Have fun telling "Math/Number Stories" about real things- food, toys, cars, people, etc. Also, practice separating a number into 2 smaller parts. Number bonds are a great way to do this! See attached sheets. **PLEASE BRING THESE TO SCHOOL ON THE FIRST DAY.**

**AND. . .**

5. If you would like to write a letter to me to tell me what you are excited to learn and do in First Grade or to tell me about your summer, I would LOVE to hear from you! My address is:

Mrs. M. Colombo  
153 Birchwood Close  
Chappaqua, NY 10514



© Frank Schaffer Publications, Inc

# Hurray for books!

Name

\_\_\_\_\_

Date


\_\_\_\_\_

Title

\_\_\_\_\_

Author

\_\_\_\_\_



Fiction

Non-Fiction

Write 2 sentences about the book.

\_\_\_\_\_

\_\_\_\_\_


\_\_\_\_\_

\_\_\_\_\_

\_\_\_\_\_

\_\_\_\_\_





# Hurrah for books!

Name

\_\_\_\_\_

Date


\_\_\_\_\_

Title

\_\_\_\_\_

Author

\_\_\_\_\_



Fiction

Non-Fiction

Write 2 sentences about the book.

\_\_\_\_\_  
\_\_\_\_\_  
\_\_\_\_\_  
\_\_\_\_\_  
\_\_\_\_\_

## First Grade Book List

Goodnight Moon by Margaret Wise Brown  
Brown Bear, Brown Bear, What do you See? By Bill Martin Jr.  
The Rainbow Fish by Marcus Pfister  
Corduroy by Don Freeman  
Love You Forever by Robert N. Munsch  
The Mitten by Jan Brett  
Stellaluna by Janell Cannon  
The Complete Tales of Winnie the Pooh by A. A. Milne  
The Tale of Peter Rabbit by Beatrix Potter  
The Little Engine That Could by Watty Piper  
Curious George by Hans Augusto Rey  
Clifford, the Big Red Dog by Norman Bridwell  
The Paper Bag Princess by Robert N. Munsch  
Alexander and the Terrible, Horrible, No Good, Very Bad Day by Judith Viorst  
Mrs. Piggy-Wiggle by Betty Macdonald  
The Rainbow Fish by M. Pfister  
Carlo Likes Reading by J. Spanyol  
I Like Me! By N. Carlson  
David Goes to School by David Shannon  
Red Hat Blue Hat by Sandra Boynton  
This Little Bear Goes Out by Lynn Breeze  
In the Tall, Tall Grass by Denise Fleming  
Picnic by Emily McCully  
School by Emily McCully  
I Know an Old Lady Who Swallower A Fly by Colin Hawkins  
Polar Bear, Polar Bear, What Do You See? By Bill Martin Jr.  
Chicka Chicka Boom Boom by Bill Martin Jr.  
Frog Goes to Dinner by Mercer Mayer  
One Frog Too Many by Mercer Mayer  
Guess How Much I Love You by Sam McBratney  
Little Bear by Else Holmelund Minarik  
The Cat in the Hat by Dr. Seuss  
The Mitten by Jan Brett  
The Very Hungry Caterpillar by Eric Carle  
Do You Want to be My Friend by Eric Carle  
The Very Busy Spider by Eric Carle  
My First Book of Numbers by Eric Carle  
Today is Monday by Eric Carle  
The Very Lonely Firefly by Eric Carle  
The Hat by Jan Brett  
Five Little Monkey's With Nothing to Do by Eileen Christelow  
Tell Me Again about the Night I was Born by Jamie Lee Curtis  
Froggy Goes To School by Jonathan London

## Sight words


- a
- and
- away
- big
- blue
- can
- come
- down
- find
- for
- funny
- go
- help
- here
- I
- in
- is
- it
- jump
- little
- look
- make
- me
- my
- not
- one
- play
- red
- run
- said
- see
- the
- three
- to
- two
- up
- we
- where
- yellow
- you

- all
- am
- are
- at
- ate
- be
- black
- brown
- but
- came
- did
- do
- eat
- four
- get
- good
- have
- he
- into
- like
- must
- new
- no
- now
- on
- our
- out
- please
- pretty
- ran
- ride
- saw
- say
- she
- so
- soon
- that
- there
- they
- this
- too

- under
- want
- was
- well
- went
- what
- white
- who
- will
- with
- yes

Name: \_\_\_\_\_

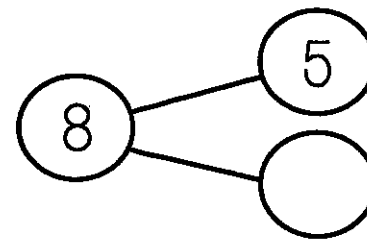
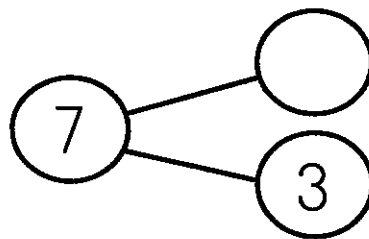
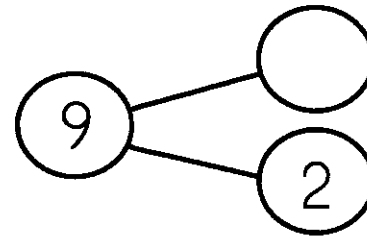
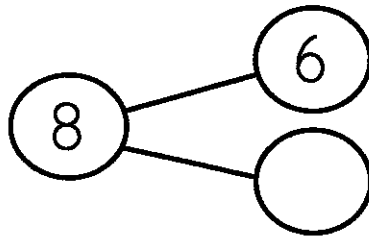
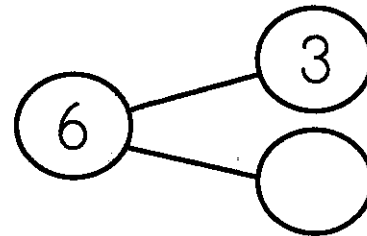
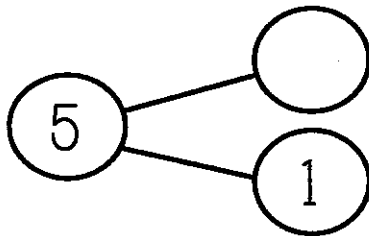
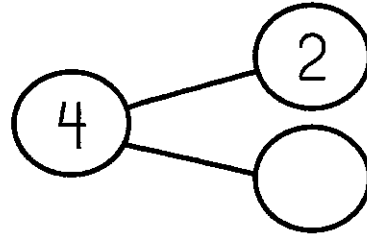
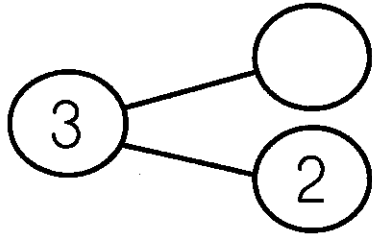
Date: \_\_\_\_\_



Math Worksheets










# Number Bonds Worksheet

Look at each of the number bonds below and fill in the missing numbers.



# Number Bonds

Fill in the missing numbers.



# What pretty FISH!

How many pictures do you see? Add them up.

