

St. Ann School
40 Brewster Avenue
Yonkers, New York 10701
(914) 965-4333

June 2017

Dear Incoming Third Graders,

I am extremely excited to have you in my class again! I am looking forward to our journey together this year in Third Grade and I am excited for us to be together again!

As you know you will have three teachers this school year; I will teach ELA and Religion, Mrs. Kiely will be teaching Mathematics, and Ms. Ricciardi will be teaching Science and Social Studies.

Attached you will find some work that will help you keep up with the skills you learned in 2nd grade. Please make sure that you bring all the work with you on the first day school.

I look forward to working with you again! We hope have a safe and fun summer! See you in September!

Sincerely,

Ms. Catherine Murtha

Mrs. Maria-Elena Kiely

Ms. Ricciardi

2017 – 2018 FOURTH GRADE SUPPLY LIST

Please REFRAIN from labeling school supplies with your child's name.

Supplies will be labeled in class during the first week of school.

- ✓ 5 Hard Cover Black and White **Composition Notebooks** (100 sheets, wide- ruled)
- ✓ 1 Five-Star **1 Subject Spiral Notebook** (wide-ruled, any color)
- ✓ 2 Packages of **Wide-Ruled Loose-leaf Paper** (get a package for home too)
- ✓ 2 2-Pocket Laminated **Folders** with 3 -rings (to fit in binder)
- ✓ 2 **Nylon Strong Zipper Pencil Cases** with 3 -rings (to fit in binder)
- ✓ 2 Packages of blue **OR** black **pens** (they can be erasable)
- ✓ 1 Package of **pens** for correcting (any color)
- ✓ 2 **Highlighters** (any color)
- ✓ 2 Packages of Mechanical **#2 Pencils**
- ✓ 2 Packages of **Copy Paper** (500 sheets)
- ✓ 2 Packages **White Index Cards** (100 count)
- ✓ 1 Pair of **Fiscars Scissors**, pointed
- ✓ 6 small **Glue sticks**
- ✓ 1 Mini **Stapler** with Staples
- ✓ 1 **Eraser**
- ✓ 4 Boxes of **Tissues**
- ✓ 2 Containers of **Disinfecting Wipes**
- ✓ 1 Chapter Book for silent reading
- ✓ **Roll of Clear Contact Paper** to cover workbooks (**keep at home**)
- ✓ Send in **\$25.00** (CASH only please) for classroom supplies (assignment pad, binder, folders, Magazine Subscription, etc.) that Ms. Murtha will purchase.

- Please **DO NOT** bring in white out or toy pens (glitter pens, gel pens, etc.).
- **NO** suitcases for backpacks! Backpacks must be worn on **both shoulders**.

It is very important for you to understand the standards in ELA from the prior grade level so that you will be able to develop an understanding and be prepared for next year.



I Can...

- Ask and answer such questions as who, what, where, when, why, and how to show understanding of text
- Recount stories and determine their central message, lesson, or moral
- Describe how characters in a story respond to major events and challenges
- Write narrative to recount a well-elaborated event or short sequence of events
- Include details to describe actions, thoughts, and feelings
- Use time-order words to describe sequence of events
- Identify the main topic of a multi-paragraph text as well as the focus of specific paragraphs within the text

- Write an informative/explanatory text in which they introduce the topic about which they are writing
- Use facts and definitions to develop points in their text
- Discuss the beginning and end of a story
- Determine the meaning of words and phrases in a text relevant to a topic or subject area
- Use various text features to locate key facts or information in a text
- Identify the author's purpose in an informational text
- Write opinion pieces in which they introduce the topic or book they are writing about
- Use linking words such as *because*, *and*, and *also* to connect their opinion to their reasons

- Use information from illustrations to build comprehension in literature
- Compare and contrast two or more versions of the same story
- Recall information from experiences or gather information from provided sources to answer a question

MATH HOMEWORK for Students entering **Third Grade**

DUE: The first day of school, Thursday

1. **MATH FACTS CALENDAR** - It is imperative that you are proficient at your basic addition and subtraction facts. Speed (immediate recall) is vital for success with 4th grade math skills. Use the calendar below to keep track of the days you have practiced your **ADDITION** and **SUBTRACTION FACTS**. Just color in the square on any day you showed your best effort this summer. A colored square means you practiced your math facts for at least 15 minutes that day. You should practice for a minimum of **20 days each month**.

We learn by seeing, hearing, and doing. Use the following steps with your flash cards:

1. Make a space for two piles. One pile will be for the facts you **immediately know**. (You must know them as fast as you know your name.) The other pile will be for facts that you **do not** know right away.
2. **Look** at the fact carefully.
3. **Say** the fact out loud.
4. Some may benefit by **tracing the numbers** with their finger as they say it.
5. Remember, practice makes perfect!

JULY 2017							AUGUST 2017						
S	M	T	W	TH	F	S	S	M	T	W	TH	F	S
						1			1	2	3	4	5
2	3	4	5	6	7	8	6	7	8	9	10	11	12
9	10	11	12	13	14	15	13	14	15	16	17	18	19
16	17	18	19	10	21	22	20	21	22	23	24	25	26
23	24	25	26	27	28	29	27	28	29	30	31		
30	31												

2. **MATH PACKET** - The enclosed packet is a great way to reinforce the math concepts that you have learned this year. It will help prepare you for next year's math curriculum.

STUDENT NAME: _____

PARENT SIGNATURE: _____



It is very important for you to understand the standards in mathematics from the prior grade level so that you will be able to develop an understanding and be prepared for next year.



GRADE 2

I Can...

2.OA.1: Add and subtract within 100 to solve word problems.

2.OA.1: Write and solve addition and subtraction equations.

2.OA.1: Solve one- and two-step word problems by adding and subtracting within 100. Use drawings and equations to represent word problems.

2.OA.4: Add to find the total number of objects in a rectangular array. Show the total as the sum of equal addends.

2.NBT.1: Understand place value in two-digit and three-digit numbers.

2.NBT.5: Fluently add and subtract within 100.

2.NBT.6: Add up to four two-digit numbers.

2.NBT.7: Add and subtract within 1000.

GRADE 3

I Will...

3.OA.1: Interpret products of whole numbers.

3.OA.2: Interpret whole number quotients of whole numbers.

3.OA.3: Multiply and divide within 100 to solve word problems.

3.OA.4: Find unknown numbers in multiplication or division equations.

3.OA.7: Fluently multiply and divide within 100.

3.OA.8: Solve two-step problems using the four operations. Represent two-step word problems using equations.

3.NBT.1: Round whole numbers to the nearest 10 or 100.

3.NBT.2: Fluently add and subtract within 1000.

3.NF.1: Understand that fraction name equal parts of a whole. Understand the meaning of a numerator and denominator of a fraction.

3.NF.2: Represent unit fractions on a number line. Represent fractions on a number line.

GRADE 2

GRADE 3

I Can...

2.MD.6: Represent whole numbers as lengths on a number line.

2.MD.7: Tell and write time to the nearest five minutes.

2.MD.10: Draw a picture graph and a bar graph for the same data set. Solve problems using data shown in a bar graph.

2.G.1: Identify and draw shapes with given attributes. Identify triangles, quadrilaterals, pentagons, hexagons, and cubes.

2.G.3: Partition shapes into two, three, or four equal shares.

I Will...

3.MD.1: Tell and write time to the nearest minutes. Solve word problems by adding and subtracting time intervals in minutes.

3.MD.3: Draw a scaled picture graph or a scaled bar graph to represent a data set. Solve "how many more" and "how many less" problems using information in scaled bar graphs.

3.G.1: Explain that shapes in different categories may share attributes. Classify quadrilaterals by their attributes.

Two-Digit Addition (H)

Find each sum.

$$\begin{array}{r} 46 \\ + 79 \\ \hline \end{array}$$

$$\begin{array}{r} 98 \\ + 24 \\ \hline \end{array}$$

$$\begin{array}{r} 80 \\ + 52 \\ \hline \end{array}$$

$$\begin{array}{r} 70 \\ + 79 \\ \hline \end{array}$$

$$\begin{array}{r} 13 \\ + 73 \\ \hline \end{array}$$

$$\begin{array}{r} 66 \\ + 49 \\ \hline \end{array}$$

$$\begin{array}{r} 96 \\ + 24 \\ \hline \end{array}$$

$$\begin{array}{r} 66 \\ + 53 \\ \hline \end{array}$$

$$\begin{array}{r} 36 \\ + 62 \\ \hline \end{array}$$

$$\begin{array}{r} 78 \\ + 58 \\ \hline \end{array}$$

$$\begin{array}{r} 19 \\ + 18 \\ \hline \end{array}$$

$$\begin{array}{r} 81 \\ + 13 \\ \hline \end{array}$$

$$\begin{array}{r} 35 \\ + 87 \\ \hline \end{array}$$

$$\begin{array}{r} 16 \\ + 84 \\ \hline \end{array}$$

$$\begin{array}{r} 38 \\ + 84 \\ \hline \end{array}$$

$$\begin{array}{r} 66 \\ + 27 \\ \hline \end{array}$$

$$\begin{array}{r} 48 \\ + 38 \\ \hline \end{array}$$

$$\begin{array}{r} 84 \\ + 92 \\ \hline \end{array}$$

$$\begin{array}{r} 13 \\ + 38 \\ \hline \end{array}$$

$$\begin{array}{r} 93 \\ + 45 \\ \hline \end{array}$$

$$\begin{array}{r} 90 \\ + 51 \\ \hline \end{array}$$

$$\begin{array}{r} 31 \\ + 94 \\ \hline \end{array}$$

$$\begin{array}{r} 39 \\ + 29 \\ \hline \end{array}$$

$$\begin{array}{r} 60 \\ + 42 \\ \hline \end{array}$$

$$\begin{array}{r} 21 \\ + 84 \\ \hline \end{array}$$

$$\begin{array}{r} 49 \\ + 53 \\ \hline \end{array}$$

$$\begin{array}{r} 73 \\ + 54 \\ \hline \end{array}$$

$$\begin{array}{r} 68 \\ + 48 \\ \hline \end{array}$$

$$\begin{array}{r} 85 \\ + 43 \\ \hline \end{array}$$

$$\begin{array}{r} 85 \\ + 90 \\ \hline \end{array}$$

$$\begin{array}{r} 17 \\ + 19 \\ \hline \end{array}$$

$$\begin{array}{r} 42 \\ + 68 \\ \hline \end{array}$$

$$\begin{array}{r} 11 \\ + 75 \\ \hline \end{array}$$

$$\begin{array}{r} 16 \\ + 56 \\ \hline \end{array}$$

$$\begin{array}{r} 90 \\ + 94 \\ \hline \end{array}$$

$$\begin{array}{r} 75 \\ + 32 \\ \hline \end{array}$$

$$\begin{array}{r} 42 \\ + 21 \\ \hline \end{array}$$

$$\begin{array}{r} 88 \\ + 10 \\ \hline \end{array}$$

$$\begin{array}{r} 27 \\ + 13 \\ \hline \end{array}$$

$$\begin{array}{r} 21 \\ + 33 \\ \hline \end{array}$$

$$\begin{array}{r} 89 \\ + 18 \\ \hline \end{array}$$

$$\begin{array}{r} 74 \\ + 27 \\ \hline \end{array}$$

Adding Three-Digit Numbers (A)

Find each sum.

$$\begin{array}{r} 306 \\ + 488 \\ \hline \end{array}$$

$$\begin{array}{r} 150 \\ + 291 \\ \hline \end{array}$$

$$\begin{array}{r} 244 \\ + 656 \\ \hline \end{array}$$

$$\begin{array}{r} 745 \\ + 883 \\ \hline \end{array}$$

$$\begin{array}{r} 977 \\ + 244 \\ \hline \end{array}$$

$$\begin{array}{r} 148 \\ + 825 \\ \hline \end{array}$$

$$\begin{array}{r} 552 \\ + 930 \\ \hline \end{array}$$

$$\begin{array}{r} 218 \\ + 595 \\ \hline \end{array}$$

$$\begin{array}{r} 342 \\ + 729 \\ \hline \end{array}$$

$$\begin{array}{r} 588 \\ + 680 \\ \hline \end{array}$$

$$\begin{array}{r} 830 \\ + 501 \\ \hline \end{array}$$

$$\begin{array}{r} 711 \\ + 216 \\ \hline \end{array}$$

$$\begin{array}{r} 748 \\ + 999 \\ \hline \end{array}$$

$$\begin{array}{r} 997 \\ + 805 \\ \hline \end{array}$$

$$\begin{array}{r} 415 \\ + 216 \\ \hline \end{array}$$

$$\begin{array}{r} 134 \\ + 987 \\ \hline \end{array}$$

$$\begin{array}{r} 437 \\ + 904 \\ \hline \end{array}$$

$$\begin{array}{r} 892 \\ + 830 \\ \hline \end{array}$$

$$\begin{array}{r} 976 \\ + 345 \\ \hline \end{array}$$

$$\begin{array}{r} 594 \\ + 554 \\ \hline \end{array}$$

$$\begin{array}{r} 673 \\ + 335 \\ \hline \end{array}$$

$$\begin{array}{r} 814 \\ + 381 \\ \hline \end{array}$$

$$\begin{array}{r} 969 \\ + 953 \\ \hline \end{array}$$

$$\begin{array}{r} 294 \\ + 782 \\ \hline \end{array}$$

$$\begin{array}{r} 726 \\ + 752 \\ \hline \end{array}$$

$$\begin{array}{r} 827 \\ + 906 \\ \hline \end{array}$$

$$\begin{array}{r} 202 \\ + 124 \\ \hline \end{array}$$

$$\begin{array}{r} 165 \\ + 432 \\ \hline \end{array}$$

$$\begin{array}{r} 987 \\ + 597 \\ \hline \end{array}$$

$$\begin{array}{r} 806 \\ + 588 \\ \hline \end{array}$$

$$\begin{array}{r} 874 \\ + 761 \\ \hline \end{array}$$

$$\begin{array}{r} 179 \\ + 417 \\ \hline \end{array}$$

$$\begin{array}{r} 707 \\ + 488 \\ \hline \end{array}$$

$$\begin{array}{r} 814 \\ + 531 \\ \hline \end{array}$$

$$\begin{array}{r} 543 \\ + 902 \\ \hline \end{array}$$

Subtracting Multi-Digit Numbers (A)

Find each difference.

$$\begin{array}{r} 83 \\ - 18 \\ \hline \end{array}$$

$$\begin{array}{r} 1,413 \\ - 465 \\ \hline \end{array}$$

$$\begin{array}{r} 358 \\ - 351 \\ \hline \end{array}$$

$$\begin{array}{r} 5,210 \\ - 2,374 \\ \hline \end{array}$$

$$\begin{array}{r} 9,972 \\ - 49 \\ \hline \end{array}$$

$$\begin{array}{r} 41 \\ - 7 \\ \hline \end{array}$$

$$\begin{array}{r} 32 \\ - 26 \\ \hline \end{array}$$

$$\begin{array}{r} 1,324 \\ - 98 \\ \hline \end{array}$$

$$\begin{array}{r} 404 \\ - 54 \\ \hline \end{array}$$

$$\begin{array}{r} 4,012 \\ - 2,360 \\ \hline \end{array}$$

$$\begin{array}{r} 1,451 \\ - 39 \\ \hline \end{array}$$

$$\begin{array}{r} 2,021 \\ - 1,843 \\ \hline \end{array}$$

$$\begin{array}{r} 68 \\ - 43 \\ \hline \end{array}$$

$$\begin{array}{r} 560 \\ - 78 \\ \hline \end{array}$$

$$\begin{array}{r} 89 \\ - 23 \\ \hline \end{array}$$

$$\begin{array}{r} 6,646 \\ - 90 \\ \hline \end{array}$$

$$\begin{array}{r} 200 \\ - 77 \\ \hline \end{array}$$

$$\begin{array}{r} 128 \\ - 62 \\ \hline \end{array}$$

$$\begin{array}{r} 4,255 \\ - 1,683 \\ \hline \end{array}$$

$$\begin{array}{r} 1,321 \\ - 64 \\ \hline \end{array}$$

$$\begin{array}{r} 4,893 \\ - 564 \\ \hline \end{array}$$

$$\begin{array}{r} 18 \\ - 8 \\ \hline \end{array}$$

$$\begin{array}{r} 6,793 \\ - 1,405 \\ \hline \end{array}$$

$$\begin{array}{r} 10 \\ - 2 \\ \hline \end{array}$$

$$\begin{array}{r} 169 \\ - 42 \\ \hline \end{array}$$

$$\begin{array}{r} 20 \\ - 8 \\ \hline \end{array}$$

$$\begin{array}{r} 3,389 \\ - 213 \\ \hline \end{array}$$

$$\begin{array}{r} 818 \\ - 12 \\ \hline \end{array}$$

Subtracting Multi-Digit Numbers (C)

Find each difference.

$$\begin{array}{r} 937 \\ - 67 \\ \hline \end{array}$$

$$\begin{array}{r} 364 \\ - 87 \\ \hline \end{array}$$

$$\begin{array}{r} 749 \\ - 74 \\ \hline \end{array}$$

$$\begin{array}{r} 324 \\ - 21 \\ \hline \end{array}$$

$$\begin{array}{r} 835 \\ - 80 \\ \hline \end{array}$$

$$\begin{array}{r} 875 \\ - 83 \\ \hline \end{array}$$

$$\begin{array}{r} 230 \\ - 72 \\ \hline \end{array}$$

$$\begin{array}{r} 233 \\ - 24 \\ \hline \end{array}$$

$$\begin{array}{r} 931 \\ - 32 \\ \hline \end{array}$$

$$\begin{array}{r} 480 \\ - 99 \\ \hline \end{array}$$

$$\begin{array}{r} 339 \\ - 29 \\ \hline \end{array}$$

$$\begin{array}{r} 145 \\ - 28 \\ \hline \end{array}$$

$$\begin{array}{r} 796 \\ - 27 \\ \hline \end{array}$$

$$\begin{array}{r} 605 \\ - 86 \\ \hline \end{array}$$

$$\begin{array}{r} 859 \\ - 95 \\ \hline \end{array}$$

$$\begin{array}{r} 212 \\ - 97 \\ \hline \end{array}$$

$$\begin{array}{r} 980 \\ - 37 \\ \hline \end{array}$$

$$\begin{array}{r} 310 \\ - 94 \\ \hline \end{array}$$

$$\begin{array}{r} 698 \\ - 48 \\ \hline \end{array}$$

$$\begin{array}{r} 171 \\ - 32 \\ \hline \end{array}$$

$$\begin{array}{r} 989 \\ - 84 \\ \hline \end{array}$$

$$\begin{array}{r} 544 \\ - 75 \\ \hline \end{array}$$

$$\begin{array}{r} 396 \\ - 65 \\ \hline \end{array}$$

$$\begin{array}{r} 823 \\ - 25 \\ \hline \end{array}$$

$$\begin{array}{r} 527 \\ - 36 \\ \hline \end{array}$$

$$\begin{array}{r} 429 \\ - 53 \\ \hline \end{array}$$

$$\begin{array}{r} 694 \\ - 22 \\ \hline \end{array}$$

$$\begin{array}{r} 226 \\ - 50 \\ \hline \end{array}$$


Name _____

Date _____


Add and Subtract within 100 - Independent Practice Worksheet

Solve all the problems. Make sure to draw pictures to help you solve the problems.


1. 30 students lined up for a foot race. 9 students joined them. 4 students left to get a drink of water. How many students were left in the line?




2. Lisa planted 12 trees yesterday and 8 more today. How many trees did Lisa plant?




3. Mary fed 9 adults and 8 children. How many people did Mary feed?



4. At the garden Paul saw 32 flowers. Paul saw 12 roses, 15 lilies, and some sunflowers. How many sunflowers did Paul see?



5. Karen draws shapes, including 32 triangles and 34 squares. Karen erased 4 shapes. How many shapes were left?



Name _____

Date _____

6. Mr. Dick gave 1 picture book to Harry. Now Harry has a total of 10 picture books. How many picture books did the Harry have before receiving Mr. Dick's book?

7. David had to practice for a math test. He did 15 multiplication problems on Monday, 31 addition problems on Tuesday, and 26 subtraction problems on Wednesday. How many total problems did David complete?

8. John already had 30 cookies. He bought 30 more cookies. John and Riva have 80 cookies together. How many cookies does Riva have?

9. There were 50 people in the classroom. 3 were teachers and 30 were female students. How many male students were in the classroom?

10. Jeff got 42 suits and 38 ties dry cleaned. How many pieces of clothing did he get cleaned?



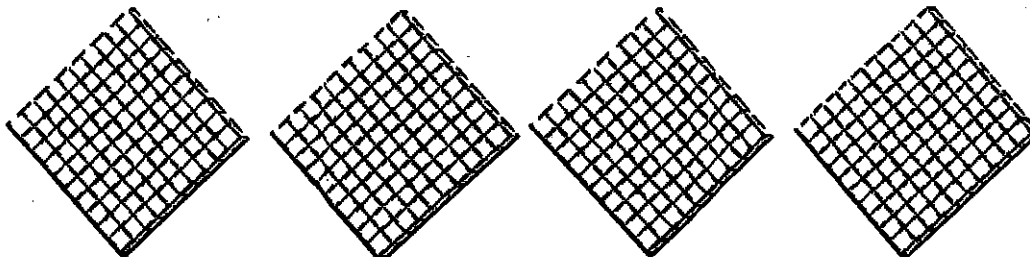
Name _____

Date _____

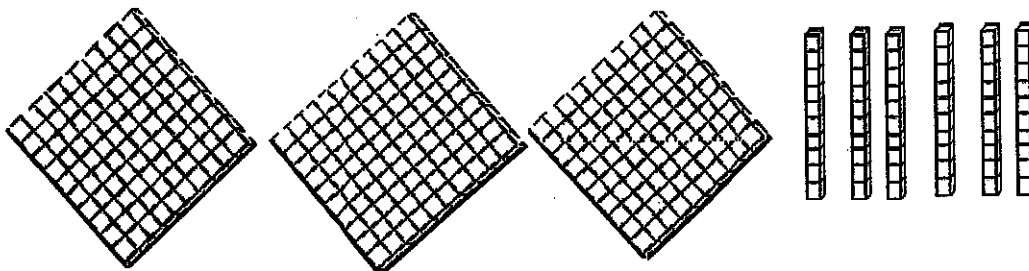
The Hundreds Place - Independent Practice Worksheet

Write the place value that the given models show.

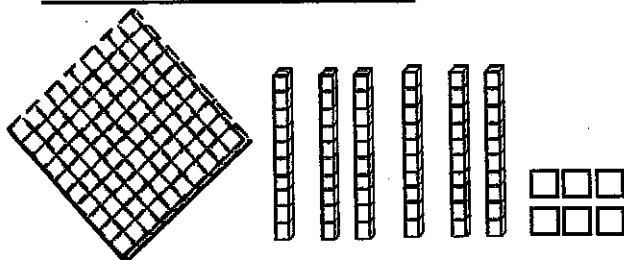
1.)



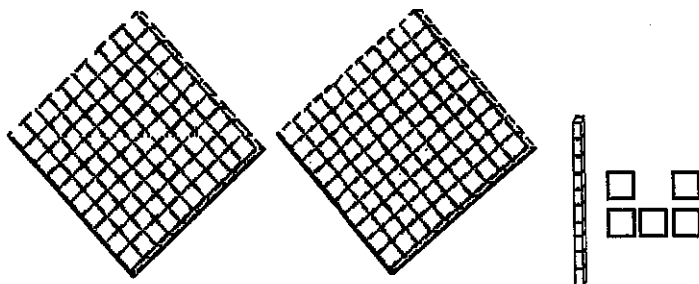
2.)



3.)



4.)

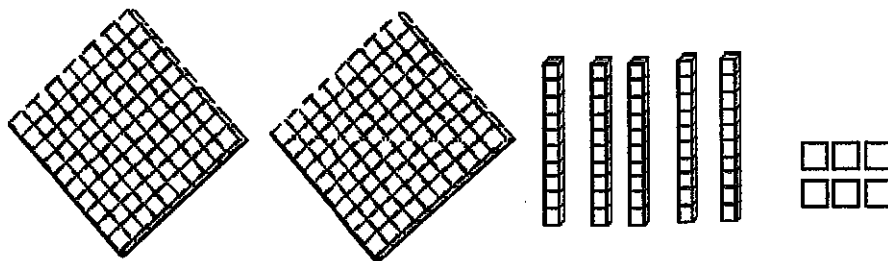




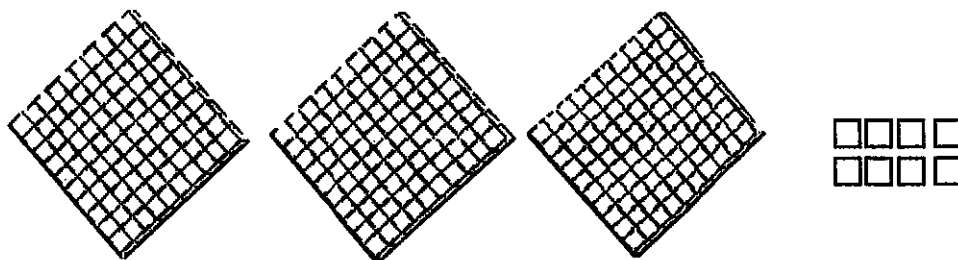
Name _____

Date _____

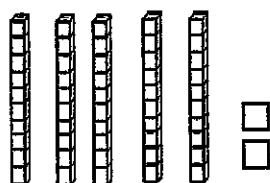
5.)



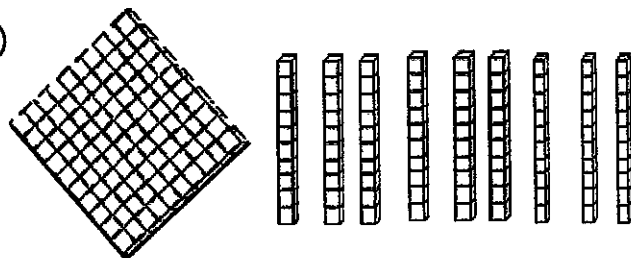
6.)



7.)



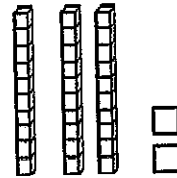
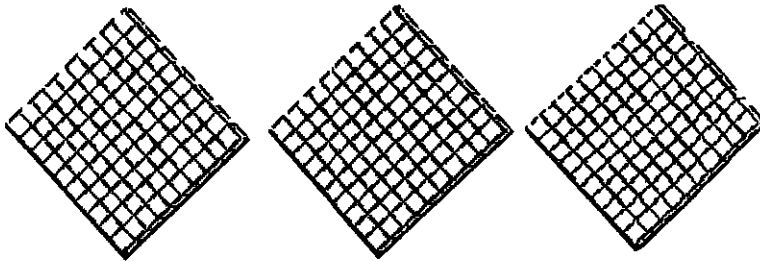
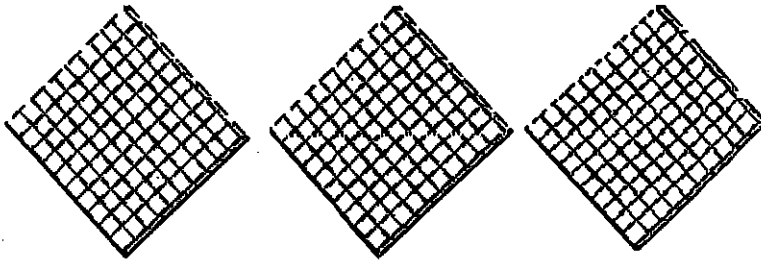
8.)



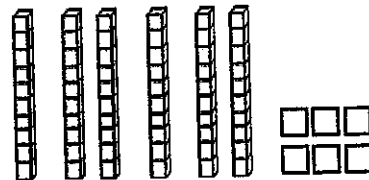
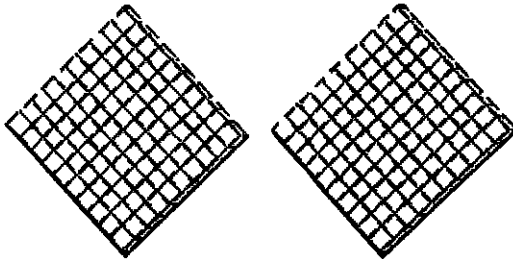
Name _____

Date _____

9.)



10.)





The Stories Julian Tells

By: Ann Cameron

Reading Guide



Name: _____



The Pudding Like a Night on the Sea

1) What does Julian's father make for their mother?

2) What does Julian's father **compare** the dessert to?

3) Who was the first to break the rule?

4) What happened when the boys tried to "smooth out the top?"

5) Why do you think the boys don't want a bite of pudding at the end of the chapter?

Catalog Cats

1) According to Julian, what is a catalog?

2) What is the reason that cats can't wash windows and paint a house?

3) What happens to Julian's voice when his father's voice gets loud?

4) What do catalog cats do if the person who owns the garden works hard?

5) Do you think there is actually such a thing as catalog cats? Why did father tell Huey there was?

Our Garden

1) What were the two special things that Julian and Huey picked out of the catalog?

2) How dirty does Julian and Huey's mother say that they are after they plant the garden?

3) What does Julian do instead of going to bed the night they plant the garden? Why do you think he did that?

4) How long did it take before the seeds started to grow?

5) Huey probably made the first **what??**

Because of Figs

1) Does Julian like his birthday present? How do you know??

2) What is happening to all of the leaves on the fig tree?

3) What is the fig tree supposed to do if doesn't like what Julian is doing?
Why is this silly?

4) Do you think Julian's tree will grow? Why?

My Very Strange Teeth

1) Which tooth of Julian's is coming out?

2) Why does Julian have to stand over the bathroom sink when he pushes on his tooth?

3) Why did Julian say "OW!" again after he ate the apple?

Gloria Who Might Be My Best Friend

1) Why didn't Julian want a friend that was a girl?

2) What made Julian decide he could like Gloria?

3) What wish did both Gloria and Julian make?

3rd Grade Summer Reading List

(ADLER) "Cam Jansen" Series*

(CLEARY) "Ramona" Series*

(CLEMENTS) "Jake Drake" Series*

(DADEY) "Ghostville Elementary "Series*

(DANZIGER) "Amber Brown" Series*

(DELTON) "Pee Wee Scout" Series*

(DUFFEY) How to be Cool in the 3rd Grade

(GREENBURG) "The Zack Files" Series*

(GUTMAN) "My Weird School" series*

(HOWE) "Bunnicula" Series*

(HURWITZ) Baseball Fever

(KLINE) "Herbie Jones" Series*

(OSBORNE) "Magic Tree House" Series*

(WARNER) "Boxcar Children" Mystery Series*

(McDONALD) "Judy Moody" Series*

***Your child may read any book from a series.**

Create a response for 6 of the following writing prompts. Each response should be about 5 or 6 sentences long. Your sentences must be well-developed, begin with a capital letter, and have correct punctuation. This must be done in a marble notebook, in pen or pencil, print or script.

Journal Prompts

1. What's the most important thing you would like to do this summer? Why?
2. What is your favorite thing to do when you play outdoors in the summer? Tell me about it.
3. What is your favorite thing to do when you play inside? Why do you play inside in the summertime?
4. If you could go on a summer vacation anywhere in the world, where would you go?
5. What kind of pet do you think Ms. Michelle should get for our classroom?
6. What do you think next school year will be like? Explain.
7. You just won \$1,000,000. What are you going to do first? Explain.
8. Tell me about your favorite sport.
9. You found a magic wand! What would you do with it?
10. In third grade, I want to learn about... Explain.

